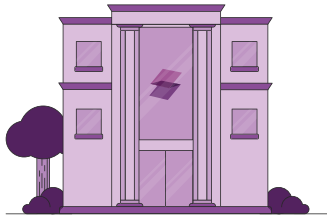


## TRANSFER PROCESS SIMPLIFIED




### 1. "STARTING YOUR DREAM" (WEEK 1)

Initial Letters  
Fica Documents  
Bond Cancellations & Title Deeds  
Deposit Paid

### 2. "BABY STEPS" (WEEK 2-4)

Bond Approval  
Rates and Levy Clearance Application  
Transfer Duty Declaration  
Draft Transfer Documents




### 3. "PEN TO PAPER" (WEEK 5-6)

Request Guarantees (Purchase Price)  
Arrangement to Sign  
Electrical Compliance Certificate Requested  
Payment of Transfer Duty  
Payment of Levy and Rates Figures

### 4. "FINISHING TOUCHES" (WEEK 7-8)

Receipt and Delivery of Guarantees  
Transfer Duty Receipt  
Receipt Clearance Certificates



### 5. "FINAL COUNTDOWN" (WEEK 9-10)

Preparation of Documents for Lodgement  
Arrange with Bond Attorneys and Bond Cancellation Attorney to lodge  
Deeds Office Examines Documents

### 6. "DREAM COME TRUE" (WEEK 11)

Purchaser becomes Owner  
Guarantees presented for Payment  
Registration Letters Sent  
Final Accounts

